

STAY GUIDE

ENGLISH



Tokyo Bay Maihama Hotel First Resort

www.maihama-hotel-firstresort.jp

TEL. 047-355-1112



Tokyo Bay Maihama Hotel First Resort is
an official Hotel of Tokyo Disney Resort®

Stay Guide

▶ Room number (4 digits) and directions to your room

First digit from the left:

Building number 2...Annex 3...West Side 5...South Side

Second digit from the left: Floor number

Annex

Main entrance→Restaurant (California)→Elevator on the left

West Side

Main entrance→Front desk→Elevator on the right

South Side

Main entrance→Front desk→Between the shops→Elevator on the right

▶ Please return your room key

Please place your room key in a collection box and do not take it home with you.

Locations Elevator lobby on the first floor of each building, front desk, main entrance, sub-entrance

▶ Quick checkout

If you have already settled your bill, dial ⑦⑩ on the phone in your room before leaving to complete the checkout procedure.

▶ Special parking fees for staying guests

Base fee ¥400 per hour

Period 12:00 p.m. on the day of your stay - 12:00 p.m. the following day

Special fee ¥2,700 for one night, ¥3,800 for two nights,

¥4,900 for three nights

(¥1,100 for each additional night from the second night onwards)

* Please present your parking ticket at the front desk.

* Example of parking fee: 9:00 a.m. - 2:00 p.m. the following day ¥4,700
(¥400×3hours:¥1,200+¥2,700+¥400×2hours:¥800)

* Please pay your parking fee with ¥5,000 or ¥10,000 bills at the payment machine at the sub-entrance.

▶ Late parking service

You can extend your parking time until 12:00 a.m. after checking out for a fee of ¥2,000.

Monday through Thursday only (excluding national holidays,

Golden Week, Obon, and the New Year holidays)

Please come to the front desk before leaving.

▶ Guest room Wi-Fi

Please refer to the guide in your room for the SSID and password.

▶ Foreign currency exchange machine

Next to the front desk

▶ Beverage vending machines

Each guest room floor (except Annex 3F and 8F)

▶ Ice machines

Each guest room floor

(except West Side 8F, South Side 4F and 8F, Annex 4F)

▶ Microwave ovens

- Elevator lobbies on 4F and 8F of each building
- First Shop (7:00 a.m. - 11:00 p.m./Free)
 - * Customers who are not purchasing any items can also use the microwave oven at First Shop.

▶ In-room relaxation

5:00 p.m. - 1:00 a.m.

(last reception 12:00 a.m.)/Paid (reservation required)

If you are in your room,

call the front desk (F number) or 6013.

If you are outside the hotel, call 047-355-1112.

Please refer to the guide for available services

from QR code.



▶ Station Delivery Service

Upon check-out, you can drop off your luggage and pick it up at the pick-up counter on 1F of the "Tokyo Disney Resort Welcome Center".

Reception 7:00 a.m. - 12:30 p.m./Bell captain's desk (1F)/Paid

Pick-up By 8:00 p.m.

▶ Miscellaneous

- Please feel free to use the baggage carts.
Please return them to the 1st floor after use.
- Rental items and additional amenities are available at the front desk and the bell captain's desk.

For guests staying consecutive nights

▶ No Cleaning Package Plan

In case of No cleaning plan,

we do not make room cleaning, towel change, replenishing amenities, or garbage collection.

* For 4 nights or more, we will clean every 3 nights for hygiene.

▶ No Cleaning

We will perform simple cleaning, etc. upon request.

Please refer to the guide from QR code.

* Room cleaning for guests staying consecutive nights is from 10:00 a.m. - 4:00 p.m.



▶ Laundry service

Paid/Bell captain's desk (1F)

Laundry received by 10:00 a.m. (9:00 a.m. on Sundays)

will be cleaned by 6:00 p.m. on the same day.

Laundry received after 10:00 a.m. (9:00 a.m. on Sundays)

will be cleaned by 6:00 p.m. on the following day.

Fee example: T-shirt ¥300-400

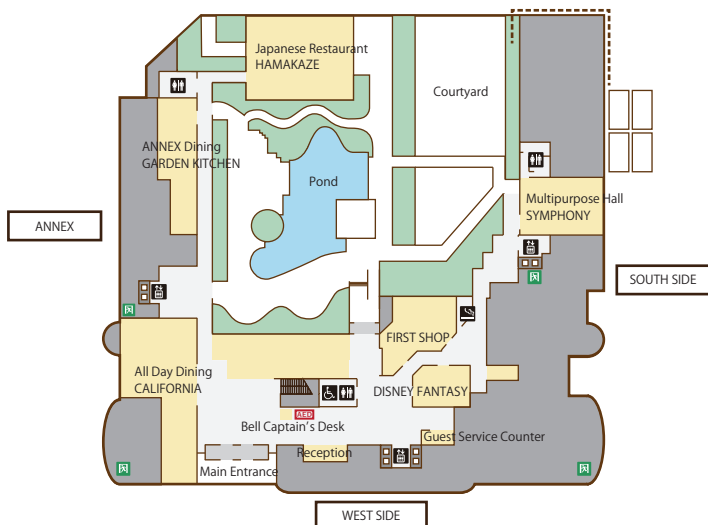
The fee will vary depending on the condition of your laundry.

* Please bring laundry in designated plastic bag.

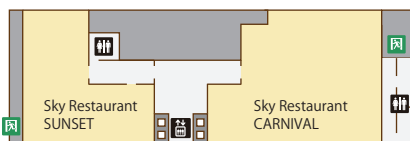
* There is no coin-operated laundromat.

Hotel Floor Plan

1F



9F



Shops

▶Disney Fantasy

Character goods from the park are available here.

▶First Shop

This shop sells food and beverages such as bento boxes, cosmetics, baby products, miscellaneous goods, and souvenirs.

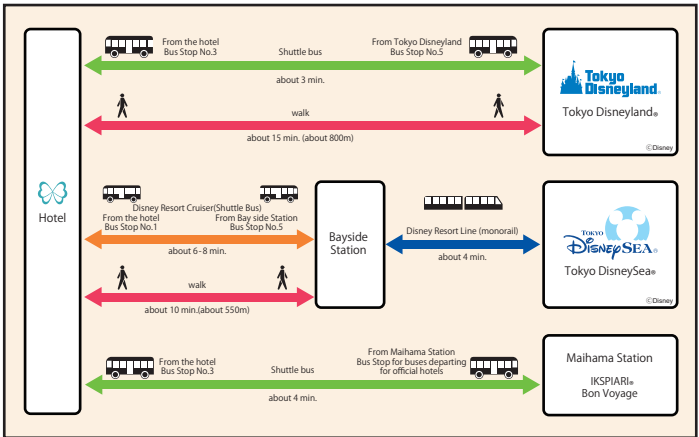
Restaurants

- ▶All-Day Dining California
Popular Menu Items and Special Fair Menu Items
- ▶Atelier California
Cakes, Hotel Bakery, and Baked Goods
- ▶Lobby Lounge
Open space facing the hotel courtyard

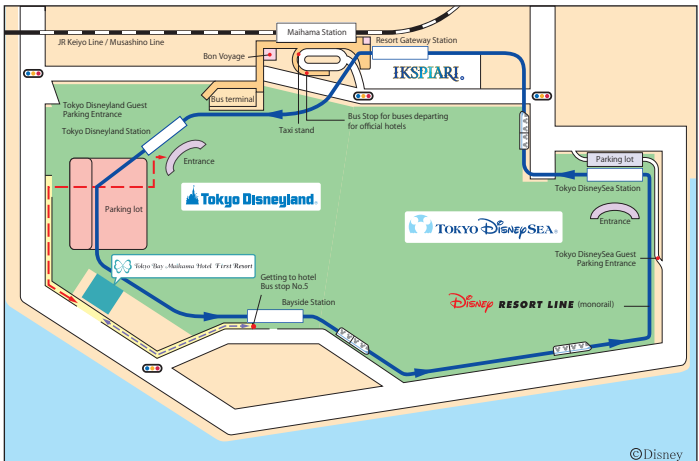


Access

▶From the hotel to the park/Maihama Station



▶Map of Surrounding Area



► Bus Timetable

Separate buses to Maihama Station and Tokyo Disneyland® will run from 8:00 a.m. to 11:00 a.m.

(May be extended during busy periods)

The bus stop for buses departing from the hotel is subject to change depending on circumstances.

Tokyo Disneyland ⇔ Hotel

Hours	From Tokyo Disneyland Bus Stop No. 5	From the hotel Bus Stop No. 3
7a.m.	05 25 45	00 20 40
8a.m.-9a.m.	05 15 25 35 45 55	00 10 20 30 40 50
10a.m.-1p.m.	05 25 45	00 20 40
2p.m.-6p.m.	15 35 55	00 20 40
7p.m.	15 35 45 55	00 20 30 40 50
8p.m.	05 15 25 35 45 55	00 10 20 30 40 50
9p.m.	05 15 25 35 45 55	00 10 20 30 40

Maihama Station ⇔ Hotel

Hours	From Maihama Station Bus stop for buses departing for official hotels	From the hotel Bus Stop No. 3
7a.m.-10p.m.	10 30 50	00 20 40

Bayside Station ⇔ Hotel

Hours	From Bayside Station Bus Stop No. 5	From the hotel Bus Stop No. 1
7a.m.-10p.m.	First departure 7:03 a.m. Last departure 10:30 p.m. Every 6-10 minutes	First departure 7:00 a.m. Last departure 10:27 p.m. Every 6-10 minutes

► Limousine Bus (Haneda Airport/Narita Airport)

Limousine buses departing from the hotel are available by reservation only. You can make a reservation from QR code below.

General Information (Airport Transport Service Co., Ltd.): 03-3665-7220



Limousine Bus Reservation
for Haneda Airport



Limousine Bus Reservation
for Narita Airport