

STAY GUIDE

ENGLISH



Tokyo Bay Maihama Hotel First Resort

www.maihamahotel-firstresort.jp

TEL. 047-355-1112

Stay Guide

► Room number (4 digits) and directions to your room

First digit from the left:

Building number 2...Annex 3...West Side 5...South Side

Second digit from the left: Floor number

Annex

Main entrance→Restaurant (California)→Elevator on the left

West Side

Main entrance→Front desk→Elevator on the right

South Side

Main entrance→Front desk→Between the shops→Elevator on the right

► Please return your room key

Please place your room key in a collection box
and do not take it home with you.

Locations Elevator lobby on the first floor of each building,
front desk, main entrance, sub-entrance

► Quick checkout

If you have already settled your bill, dial ⑦① on the phone
in your room before leaving to complete the checkout procedure.

► Special parking fees for staying guests

Base fee ¥400 per hour

Period 12:00 p.m. on the day of your stay - 12:00 p.m. the following day

Special fee ¥2,700 for one night, ¥3,800 for two nights,
¥4,900 for three nights

(¥1,100 for each additional night from the second night onwards)

※ Please present your parking ticket at the front desk.

※ Example of parking fee: 9:00 a.m. - 2:00 p.m. the following day ¥4,700
(¥400×3hours: ¥1,200+¥2,700+¥400×2 hours: ¥800)

※ Please pay your parking fee with ¥5,000 or ¥10,000 bills
at the payment machine at the sub-entrance.

► Late parking service

You can extend your parking time until 12:00 a.m. after checking out
for a fee of ¥2,000.

Monday through Thursday only (excluding national holidays,
Golden Week, Obon, and the New Year holidays)

Please come to the front desk before leaving.

※Tokyo Disney Resort parking fee (weekdays) ¥2,500

► Guest room Wi-Fi

Please refer to the guide in your room for the SSID and password.

► Foreign currency exchange machine

Next to the front desk

► Beverage vending machines

Each guest room floor (except Annex 3F and 8F)

►Ice machines

Each guest room floor

(except West Side 8F, South Side 4F and 8F, Annex 4F)

►Microwave ovens

- Elevator lobbies on 4F and 8F of each building
- First Shop (7:00 a.m. - 11:00 p.m. /Free)
 - ※Customers who are not purchasing any items can also use the microwave oven at First Shop.

►In-room relaxation

5:00 p.m. - 1:00 a.m.

(last reception 12:00 a.m.)/Paid (reservation required)

If you are in your room,

call the front desk (F number) or 6013.

If you are outside the hotel, call 047-355-1112.

Please refer to the guide for available services from QR code.



►Station Delivery Service

Upon check-out, you can drop off your luggage and pick it up at the pick-up counter on 1F of the "Tokyo Disney Resort Welcome Center".

Reception 7:00 a.m. - 12:30 p.m. /Bell captain's desk (1F)/Paid

Pick-up By 8:00 p.m.

►Inter-hotel luggage delivery service

If you will be staying at a Disney hotel or an official hotel within Tokyo Disney Resort® on the day of check-out, we will deliver your luggage free of charge.

Reception Bell captain's desk (1F)/Free

►Miscellaneous

- Please feel free to use the baggage carts.
Please return them to the 1st floor after use.
- Rental items and additional amenities are available at the front desk and the bell captain's desk.

For guests staying consecutive nights

►No Cleaning

We will perform simple cleaning, etc. upon request.

Please refer to the guide from QR code.

※Garbage collection and towel changes will be provided for No Cleaning Plan or Annex Style Stay.

※Room cleaning for guests staying consecutive nights is from 10:00 a.m. - 4:00 p.m.



►Laundry service

Paid/Bell captain's desk (1F)

Laundry received by 10:00 a.m. (9:00 a.m. on Sundays)

will be cleaned by 6:00 p.m. on the same day.

Laundry received after 10:00 a.m. (9:00 a.m. on Sundays)

will be cleaned by 6:00 p.m. on the following day.

Fee example: T-shirt ¥300-400

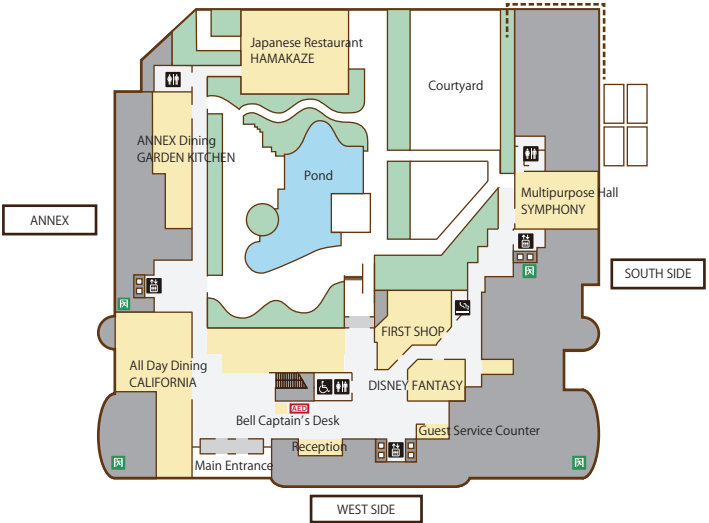
The fee will vary depending on the condition of your laundry.

※Please put your laundry in the special plastic bag provided in your room.

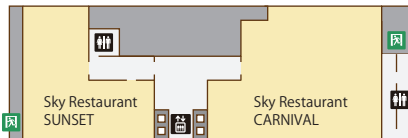
※There is no coin-operated laundromat.

Hotel Floor Plan

1F



9F



Shops

►Disney Fantasy

Character goods from the park are available here.

►First Shop

This shop sells food and beverages such as bento boxes, cosmetics, baby products, miscellaneous goods, and souvenirs.

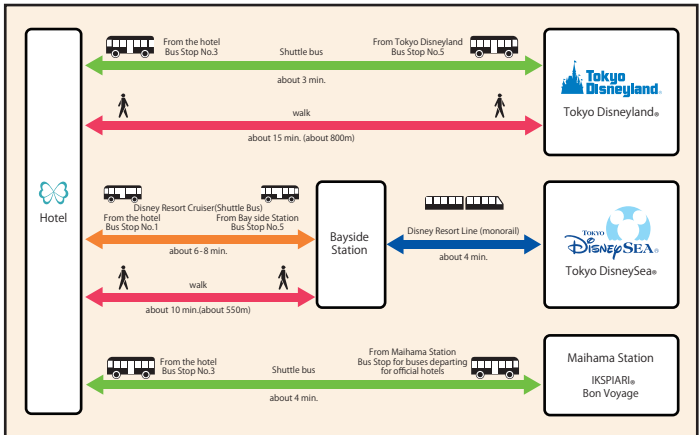
Restaurants

- All-Day Dining California
Popular Menu Items and Special Fair Menu Items
- Atelier California
Cakes, Hotel Bakery, and Baked Goods
- Lobby Lounge
Open space facing the hotel courtyard

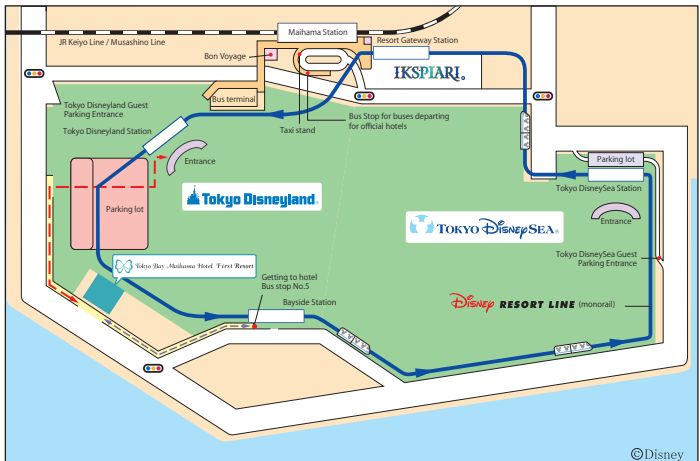


Access

►From the hotel to the park/Maihama Station



►Map of Surrounding Area



► Bus Timetable

Separate buses to Maihama Station and Tokyo Disneyland will run from 8:00 a.m. to 11:00 a.m.

(May be extended during busy periods)

The bus stop for buses departing from the hotel is subject to change depending on circumstances.

Tokyo Disneyland ⇄ Hotel

From Tokyo Disneyland Bus Stop No. 5	Hours	From the hotel Bus Stop No. 3
05 25 45	8 a.m. - 1 p.m.	00 20 40
15 35 55	2 p.m. - 9 p.m.	00 20 40

Maihama Station ⇄ Hotel

From Maihama Station Bus stop for buses departing for official hotels	Hours	From the hotel Bus Stop No. 3
10 30 50	7 a.m. - 10 p.m.	00 20 40

Bayside Station ⇄ Hotel

From Bayside Station Bus Stop No. 5	Hours	From the hotel Bus Stop No. 1
First departure 7:03 a.m. Last departure 11:35 p.m. Every 6-10 minutes	7 a.m. - 11 p.m.	First departure 7:00 a.m. Last departure 11:30 p.m. Every 6-10 minutes

► Limousine Bus (Haneda Airport/Narita Airport)

Limousine buses departing from the hotel are available by reservation only. You can make a reservation at the bell captain's desk during your stay.

※Reservations can be made online up to one day prior to your departure date.

General Information (Airport Transport Service Co., Ltd.): 03-3665-7220



Limousine Bus Reservation
for Haneda Airport



Limousine Bus Reservation
for Narita Airport